



Contents

Scope and sequence	2
Welcome	4
1 Who are we?	10
2 Let's use it again!	20
Review Units 1 and 2	30
3 City of the future	32
4 Food for everyone!	42
Review Units 3 and 4	52
5 Help our oceans!	54
6 Let's play together!	64
Review Units 5 and 6	74
Goodbye	76
Celebrations	78
Future skills	82
Grammar	88
The Rise and Shine Museum Trail	94

Scope and sequence

	Vocabulary	Grammar	Global Citizenship	Project
Welcome to The Rise and Shine Museum	People and things in a museum: app, camera, exhibition, museum, museum director, phone Dates: 1st–31st Months: January–December	We've got (cameras). We can (take photos). We like / don't like (science books). Do you like (football)? Yes, I do. / No, I don't.	Appreciating history: An article	A Museum Trail Card
1 Who are we?	Features: beard, big eyebrows, blonde, curly, straight, wavy (hair), freckles, moustache, ponytail, smile Special things: blanket, bracelet, coin, drum, earrings, necklace	What does she look like? She's got (curly hair). She hasn't got (a ponytail). What has he got? He's got (a drum). Has he got (a drum)? Yes, he has. / No, he hasn't.	Special things: always, never, often, sometimes	A poster about a friend
2 Let's use it again! Review 1 All about us	Everyday things: bowl, box, cup, handbag, jacket, plate, pot, rug, shelf, sweater Materials: glass, metal, paper, plastic, rubber, wood	I like / don't like this / that (bowl). I like / don't like these / those (plates). Whose are these / those? They're mine / yours / his / hers.	Upcycling: huge, little, pretty, ugly	An exhibition of upcycled things
3 City of the future	Places in a city: art gallery, funfair, hotel, ice rink, market, restaurant, shopping centre, stadium, swimming pool, theatre Activities: go on a ride / shopping / to a restaurant, visit an exhibition, watch a match / a show	I like / love going to the (market) because it's (fun). I don't like going to the (theatre) because it's (boring). What do you like doing? Do you like (watching a show)? Yes, I do. / No, I don't.	Appreciate your city: boring, clean, dirty, lovely	A new city
4 Food for everyone! Review 2 Our community	Food: apples, beans, flour, grapes, honey, lemons, pineapples, potatoes, rice, sugar Containers and quantities: bag, bottle, box, cup, glass, piece	There's some (rice) and a lot of (honey). There isn't any (bread). There are a lot of (potatoes) and some (pineapples). Are there any (apples)? Is there any (rice)? Yes, there is / are. No, there isn't / aren't.	Not wasting food: cakes, chips, lemonade, smoothie	A no-waste menu
5 Help our oceans!	Sea animals: crab, dolphin, jellyfish, octopus, seahorse, seal, shark, snail, starfish, whale Care for the ocean: clean the oceans, have a beach clean up, make a film, pick up rubbish, recycle rubbish, tell people	The sharks are (swimming). They aren't (jumping). What are they doing? They're (making a film). Are they (picking up rubbish)? Yes, they are. / No, they aren't.	Our oceans: brilliant, dangerous, safe, terrible	A play about helping the oceans
6 Let's play together! Review 3 Our world	Sports: do athletics / gymnastics, go snowboarding / swimming, play badminton / baseball / basketball / hockey / table tennis / volleyball Sporting activities: bounce / hit / throw a ball, jump hurdles, run / win a race	I'm going to (play table tennis). I'm not going to (do gymnastics). What are you going to do? Are you going to (do gymnastics)? Yes, I am. / No, I'm not.	Unusual sports: badly, quickly, slowly, well	A sports weekend
Goodbye	Goodbye from The Rise and Shine Museum		Pronunciation	
Celebrations	Museum Takeover Day, World Food Day, International Day of Forests, Museum Open Day		Unit 1 /k/, /g/	Unit 4 /aʊ/, /ɪ/
Future skills	Work with others, Respect others, Oral communication, Responsibility, Empathy, Being open-minded		Unit 2 /ʌ/, /ɑːr/	Unit 5 /wəz/, /wɒz/
			Unit 3 /juː/, /zɜːr/	Unit 6 /θ/, /ð/

- Welcome
- Unit 1
- Unit 2
- Unit 3
- Unit 4
- Unit 5
- Unit 6

Listening

<p>I can understand important information in short conversations.</p>	<p>I can understand questions and answers about people in my world.</p>	<p>I can understand important details in short conversations.</p>	<p>I can understand questions and answers in short conversations.</p>
-----------------------------------------------------------------------	-------------------------------------------------------------------------	-------------------------------------------------------------------	-----------------------------------------------------------------------

Reading

<p>I can read and understand some details in short texts.</p>	<p>I can identify specific information in a short story.</p>	<p>I can find and understand the details in short texts.</p>	<p>I can understand key information in short texts.</p>
---------------------------------------------------------------	--------------------------------------------------------------	--------------------------------------------------------------	---------------------------------------------------------

Speaking

<p>I can have a short conversation about my world.</p>	<p>I can describe the people in my world.</p>	<p>I can ask for and give information about my community.</p>	<p>I can ask and talk about future plans in my world.</p>
--------------------------------------------------------	-----------------------------------------------	---------------------------------------------------------------	-----------------------------------------------------------

Writing

<p>I can write a simple sentence to give information.</p>	<p>I can write an invitation to a party.</p>	<p>I can write a simple text message to a friend.</p>	<p>I can write a short letter to a friend.</p>
-----------------------------------------------------------	----------------------------------------------	-------------------------------------------------------	------------------------------------------------

January	
February	
March	
April	
May	
June	
July	
August	
September	
October	
November	
December	

August						
M	T	W	T	F	S	S
		1	2	3	4	5
6	7	8	9	10	11	12
13	14	15	16	17	18	19
20	21	22	23	24	25	26
27	28	29	30	31		

Sofia

Eva

1

Socks

- | | | |
|-------------------|----------|----------|
| 1 museum director | 2 museum | 3 app |
| 4 exhibition | 5 phone | 6 camera |

Lesson 1



What can you see?

- 0.04 Listen and find.
- 0.05 Listen and point. Then listen and repeat.
- Talk about the museum and the characters.

There's a museum director and her name is Eva.

What do you like to see at museums?

- 0.06 Listen and chant.
- 0.07 Listen and repeat. Then ask and answer.

When's your birthday?

It's on the 22nd of May.

I wonder...

What can you do in a museum?

Song

*It's the Rise and Shine Museum.
Come on! Let's explore!
It's the Rise and Shine Museum.
Exhibitions on every floor!*

We've got tablets,
We've got the app,
We can go online,
We can use the map!

Chorus

We've got cameras,
We've got phones, too,
We can take photos,
We can make films, too!

Chorus

2



4

Marco

Hugo

Zoe



3

5

6

Lesson 2

- 1 0.09 Read and sing.
- 2 0.11 Listen and answer. *True or false?*
- 3 Make sentences about the picture.

Grammar

We've got cameras. We can take photos.


take photos use the map go online


I can shine!

- 4 What have you got? What can you do?

*We've got pens.
We can write stories!*

I can talk about things we've got and actions we can do.

1  **0.12** Listen, point and say. What things can you see in the story?



important photos



special toys



popular books




fun games

2  **0.13**  Listen or watch. What's inside the cupboard?

3 Read again and complete the sentences.


- 1 Marco wants to put a... in the time capsule.
- 2 Sofia wants to put a... in the time capsule.
- 3 Sofia sees games and... in the very big room.

I can shine! 


4  Imagine you've got a time capsule. What do you want to put inside it?


We can put some popular books inside the time capsule.

I can talk about things we can put inside a time capsule.



What do you think of the time capsule?





- 1 0.14 Listen and say. Which books do all the children like?
 a science books b storybooks

Look. Which things do you like? Which things don't you like?



- 2 0.15 Listen and read. Then chant.

Grammar builder

We like	science books.
We don't like	storybooks.
	museums.

I can shine!

- 3 Ask and answer.


Do you like football?

Yes, I do.

Me too! We both like football!

I can talk about things we like and don't like.

1 Look and number.



2 Listen and read. Choose the best heading.



- a Closing a time capsule
- b Opening a time capsule
- c Closing and opening a time capsule

3 Read and choose the correct answers.

- 1 There are *photos / computer games* and a newspaper inside the time capsule.
- 2 Tina is *opening / closing* the time capsule today.
- 3 The time capsule is *31 / 50* years old.
- 4 Miss Brown's first name is *Kate / Tina*.



Work in groups.
Agree on two things
to put inside your
class time capsule.

1970, London

Hi! I'm Kate Brown.
It's the 31st of
August. Today is
an exciting day!
We're closing our
class time capsule.
There are some
photos and today's
newspaper inside!



Kate Brown, 1970

Today, London

Hi, my name is Tina. Today, it's the 1st of September. We're opening our class time capsule. It's 50 years old! Time capsules help us learn about the past. Our teacher, Miss Brown, is helping us.

There's an old newspaper inside. We can take it to the museum! There are also some old photos of the class. The children have got books, pens and pencils. We've got books, pens and pencils in our classroom, too!



Kate Brown, today

Look, Tina! Can you see that girl in the photo? That's me! This is my time capsule! I'm very happy to see it again!

I can shine!

4 Complete the sentence.

There are... and... inside our time capsule.

I can write about a time capsule.

Step 1

Review

- 1**  Match. Then add more words.

fourth important photos
exhibitions app toys
museum director



museum

dates

time capsule

- 3**  Do you and your friends like the same things?

- 2** Look. Make sentences.




We've got books. / cameras. / tablets.


We like popular books! / important photos! / fun apps!

We can read stories. / take photos. / use the app.

Step 2


Create


- 4**  Draw a time capsule on your Museum Trail Card.

- 5**  Decide on one of the things to put inside your time capsules. Draw it on the cover.

We like cameras. We can put some important photos inside our time capsules!

Time to shine!

- 6**  Present your Museum Trail Card to the class.




- 7** Which objects are popular in your class?

I can talk about a time capsule.



Museum

- Ask and say what people look like.
- Talk about my special thing.
- Ask if I don't understand something.
- Write a description of a special thing.
- Talk about people and their special things.



I wonder...
What's the most common eye colour in the world?

- | | | | | |
|----------------|-----------------|-------------|-------------|----------------|
| 1 big eyebrows | 2 curly hair | 3 moustache | 4 pony tail | 5 beard |
| 6 wavy hair | 7 straight hair | 8 smile | 9 freckles | 10 blonde hair |

Lesson 1


What can you see?

- 1 Listen and find.
- 2 Listen and point. Then listen and repeat.

3 Watch and listen.

4 Look and say.

I've got straight, blonde hair. What about you?



He's got curly, black hair and a beard.

They've got blue eyes.

